




























Legend

Crime Data (117)

-  HOM PM2 (1)
-  ROBB AM1 (1)
-  ROBB AM2 (3)
-  ROBB PM1 (2)
-  AGG AM1 (1)
-  AGG AM2 (3)
-  AGG PM1 (7)
-  AGG PM2 (9)
-  BURG AM1 (8)
-  BURG AM2 (3)
-  BURG PM1 (4)
-  BURG PM2 (4)
-  GTP PM2 (1)
-  GTA AM1 (12)
-  GTA AM2 (6)
-  GTA PM1 (2)
-  GTA PM2 (6)
-  BTFV AM1 (10)
-  BTFV AM2 (4)
-  BTFV PM1 (4)
-  BTFV PM2 (4)
-  THEFT AM1 (4)
-  THEFT AM2 (4)
-  THEFT PM1 (7)
-  THEFT PM2 (7)
-  Schools
-  Cnt_San_Pedro

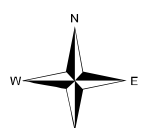
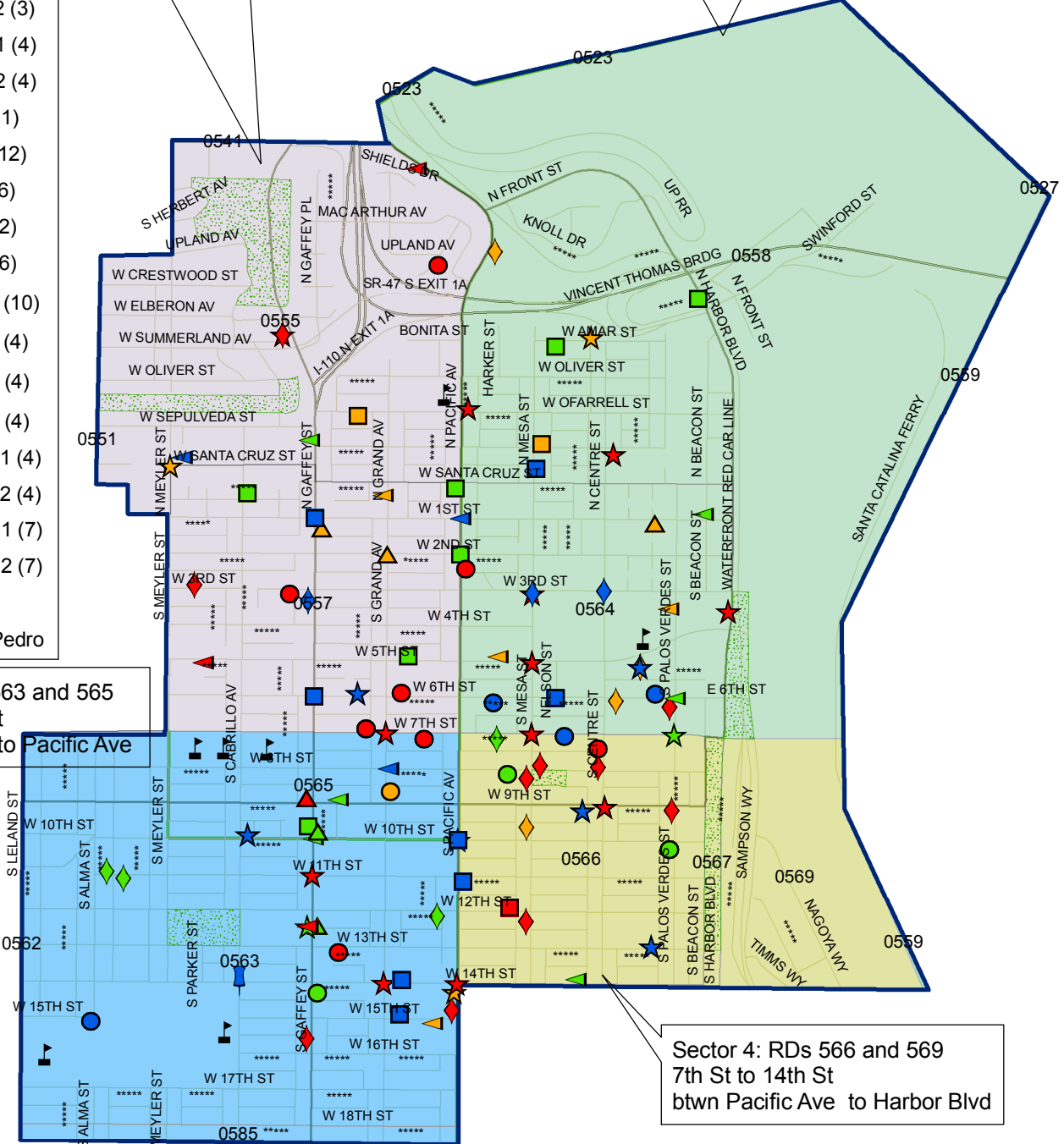
Harbor Area Central San Pedro 06/01/22 - 06/30/22

Sector 1: RDs 555 and 557
W Miraflores Ave to 7th St
btwn Bandini St to Pacific Ave

Sector 3: RDs 558 and 564
Front St to 7th St
btwn Pacific Ave to Harbor Blvd

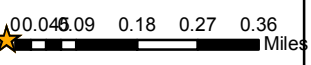
Sector 2: RDs 563 and 565
7th St to 19th St
btwn Leland St to Pacific Ave

Sector 4: RDs 566 and 569
7th St to 14th St
btwn Pacific Ave to Harbor Blvd



Watch 2 = AM2/PM1 = 0600 to 1759 Watch 3 = PM2/AM1 = 1800 to 0559

AM1 = 0000 to 0559 AM2 = 0600 to 1159 PM1 = 1200 to 1759 PM2 = 1800 to 2359



Los Angeles Police Department
 Crime Analysis Mapping System
 Crime Counter Report

Harbor - 06/01/2022 to 06/30/2022

Part I Crimes

Crime Type	Count	
AGG	20	AGG: (20) 1 incident resulted in 2 DRs
BTFV	22	1 shots fired with victim hit
BURG	19	1 Gang Related
GTA	26	2 DV related
GTP	1	High DOW: Thurs
HOM	1	High RDs: 557 (6) & 558 (4)
ROBB	6	Watches: PM2 (9) & PM1 (7)
THEFT	22	BTFV: (22) 1 location hit twice
Total:	117	13 out of the 22 were from unsecured/unlocked vehicles High DOW: Thurs (5) High RDs: 566 (7), 564 (60 & 563 (5) Watches: AM1 (10) Property taken: documents, catalytic converter, tools, watches
Day of Week	Count	
Sunday	19	BURG: (19)
Monday	16	2 locations were hit twice
Tuesday	11	Res (10) Non Res (9)
Wednesday	21	4 unsecured/unlocked
Thursday	15	High DOWs: Wed (9) & Sat (4)
Friday	15	High RDs: 566 (5) & 557 (4)
Saturday	20	Watches: AM1 (8) GTA: (26) 1 location hits twice
Watch	Count	
AM1	36	High DOWs: Mon (6), Sat & Sun (5)
AM2	23	High RDs: 564 (6) & 563 (5)
PM1	26	Watches: AM1 (12), AM2 & PM2 (6)
PM2	32	VEHMAKE: CHEV & HYUN (6) ROBB: (6) St (1), Oth (6) 1 Estes
RD	Count	
0563	21	High DOW: Sun (3) Watch: AM2 (3)
0564	20	THEFT: (22)
0566	19	2 locations hit three times
0557	18	3 Shoplifting
0565	11	2 unattended
0558	10	2 package
0569	10	High DOWs: SAT, SUN (6) High RDs: 569 (5), 563, 564 & 565 (4)
0555	8	Watches: PM2 (8) & PM1 (7) Property taken: 2 bikes, documents, cell phones, laptop, credit cards

Disclaimer: In cases where more than one DR are generated for a single incident, the same suspect and victim information may be counted multiple times.

**HARBOR AREA
PART 1 CRIMES**

Harbor City/Gateway	2018	2019	2020	2021	2022
Homicide	2	6	2	6	0
Robbery	74	73	64	85	38
Aggravated Assault	185	206	219	200	121
Rape	16	9	20	18	6
Burglary	164	168	194	122	82
GTA	277	202	298	331	193
BTFV	302	287	329	356	142
Theft	283	280	263	208	123
Total	1303	1231	1389	1326	705

Wilmington	2018	2019	2020	2021	2022
Homicide	8	6	8	13	5
Robbery	98	123	106	97	35
Aggravated Assault	314	324	303	298	165
Rape	32	27	13	21	12
Burglary	241	185	204	186	59
GTA	335	302	413	398	197
BTFV	328	242	288	293	104
Theft	286	298	231	163	107
Total	1642	1507	1566	1469	684

San Pedro	2018	2019	2020	2021	2022
Homicide	6	6	7	6	2
Robbery	152	112	93	100	49
Aggravated Assault	354	373	325	429	187
Rape	37	24	30	27	19
Burglary	290	218	208	200	147
GTA	371	339	423	533	267
BTFV	440	435	485	478	266
Theft	504	481	353	322	190
Total	2154	1988	1924	2095	1127

Harbor Area
San Pedro
Comparison of June 2022 vs June 2021

Crime Type	June-22	June-21	% Change
Homicide	1	0	N/C
Robbery	11	9	22.2%
Aggravated Assault	33	42	-21.4%
Rape	1	5	-80.0%
Burglary	28	11	154.5%
GTA	42	53	-20.8%
BTFV	42	30	40.0%
Theft	40	22	81.8%
Total	198	172	15.1%

Harbor Area
Central San Pedro Neighborhood Council
Comparison of June 2022 vs June 2021

Crime Type	June-22	June-21	% Change
Homicide	1	0	N/C
Robbery	6	5	20.0%
Aggravated Assault	20	25	-20.0%
Rape	0	4	-100.0%
Burglary	19	3	533.3%
GTA	26	33	-21.2%
BTFV	22	14	57.1%
Theft	23	9	155.6%
Total	117	93	25.8%

N/C = Not Calculable